


# Actuator

02-  
198.011

Distribution by  
Mouser



<https://mouser.eao.com/p/02-198.011>

Your product:

---



# 02-198.011

## Actuator

### PRODUCT RANGE

**Product Status:** Not Recommended for new design

### FRONT

**Front dimension:** 36 mm x 24 mm

**Front form:** Rectangular

**Front bezel colour:** Black

**Front bezel material:** Plastic

### MOUNTING

**Design:** Flush

**Mounting cut-out:** 21.2 mm x 29.2 mm

**Mounting type:** Panel mounting

### ELECTRICAL CHARACTERISTICS

|   |   |                     |
|---|---|---------------------|
| <b>Switching voltage and switching current:</b> | according to UL   |                     |
|   | 250 VAC, 10 A   |                     |
|   | according to IEC 60947-5-1  |                     |
|   | AC-12: 400 V, 10 A  | AC-15: 400 V, 6 A   |
|   | AC-15: 250 V, 8 A   | DC-13: 110 V, 0.4 A |
|   | DC-13: 60 V, 1 A  | DC-13: 24 V, 3 A    |
| <b>Contacts:</b>                                | 2 C   |                     |
| <b>Rated insulation voltage Ui:</b>             | 400 VAC/440 VDC according to IEC 60947-5-1  |                     |
| <b>Switching rating:</b>                        | 400 V @ 10 A  |                     |
| <b>Standards:</b>                               | The switches comply with the "Standards for low-voltage switching devices" EN IEC 60947-5-1 |                     |
| <b>Thermal current Ith:</b>                     | 10 A  |                     |

## MECHANICAL CHARACTERISTIC

|                             |   |
|-----------------------------|---|
| <b>Terminal:</b>            | Screw terminal  |
| <b>Contact material:</b>    | Silver  |
| <b>Switching action:</b>    | Rest (a) - Momentary  |
| <b>Switching system:</b>    | Snap-action switching element   |
| <b>Switching system:</b>    | 1 or 2 self-cleaning snap action switching elements.<br>1 or 2 double-throw contacts.                                   |
| <b>Switching positions:</b> | 2 positions   |
| <b>Switching angle:</b>     | 90° right   |
| <b>Mechanical lifetime:</b> | 2 Mil. cycles of operation  |
| <b>Operating force:</b>     | 6 ... 12 N  |
| <b>Tightening torque:</b>   | Fixing nut max. 0.2 Nm, Screw terminal 0.8 Nm   |
| <b>Terminal details 1:</b>  | Max. wire cross-section 2 mm x 2.5 mm <sup>2</sup><br>Max. wire cross-section of stranded cable 2 x 1.5 mm <sup>2</sup> |
| <b>Weight:</b>              | 0.055 kg  |

## AMBIENT CONDITION

|                               |   |
|-------------------------------|---|
| <b>IP Protection:</b>         | IP40 front side, IP65 with spray cover, according to IEC 60529                |
| <b>Operating temperature:</b> | – 25 °C ... + 55 °C, mounted as a block, make sure the heat can escape freely |
| <b>Storage temperature:</b>   | – 30 °C ... + 85 °C   |
| <b>Shock resistance:</b>      | 15 g for 11 ms, according to IEC 60068-2-27                                   |
| <b>Vibration resistance:</b>  | 10 g at 10 Hz...2000 Hz, amplitude 1.0 mm, according to IEC 60068-2-6         |

## CERTIFICATE

**Approbations:** CB (IEC 60947-5-1), CENELEC CCA-NTR (EN 60947-5-1), CSA, DNV, SEV, UL

**Conformities:** CE, UKCA, 2011 / 65 / EC (RoHS), 2014 / 35 / EU (LVD)

**REACH:** REACH compliant

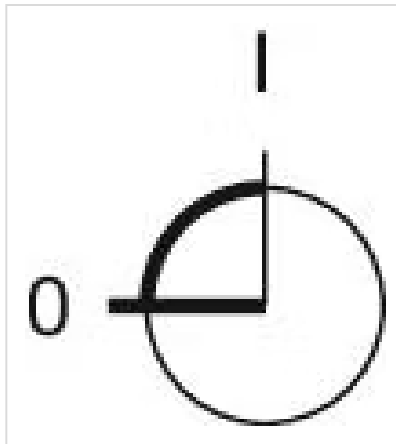
**RoHS:** RoHS compliant

## OTHER

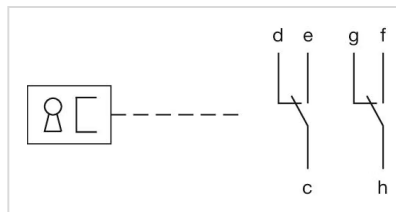
**Short Description:** Actuator, 21.2 mm x 29.2 mm, 36 mm x 24 mm, Rectangular, Black, Plastic, 2 C, Rest (a) - Momentary, Screw terminal

**Product attributes:** A = lockable, actuated; can be used with protective cover Part No. 22-925

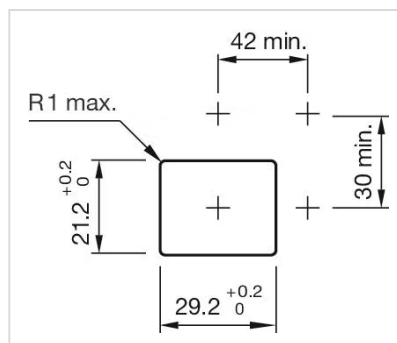
**Switching positions:**



**Wiring diagrams:**



**Mounting cut-outs:**



**Dimension drawings:**

