


# Actuator

22-  
333.114D

Distribution by  
Mouser



<https://mouser.eao.com/component/22-333.114D/...>

Your product:

---



## 22-333.114D Actuator

*Loading ...*

### FRONT

<b>Front dimension:</b>	36 mm x 24 mm
<b>Front form:</b>	Rectangular
<b>Front bezel colour:</b>	Black
<b>Front bezel material:</b>	Plastic

### MOUNTING

<b>Design:</b>	Flush
<b>Mounting cut-out:</b>	22 mm x 30 mm
<b>Mounting type:</b>	Panel mounting

### ELECTRICAL CHARACTERISTICS

<b>Switching voltage and switching current:</b>	400 VAC, 10 A (ohmic) 400 VAC, 4 A (inductive, $\cos(\phi) = 0.7$ ) 250 VAC, 5 A (inductive, $\cos(\phi) = 0.7$ ) 125 VAC, 8 A (inductive, $\cos(\phi) = 0.7$ ) 110 VDC, 0.4 A (inductive, L:R = 30 ms) 60 VDC, 1.5 A (inductive, L:R = 30 ms) 24 VDC, 6 A (inductive, L:R = 30 ms)
<b>Contacts:</b>	2 NO
<b>Switching rating:</b>	400 V @ 10 A
<b>Electrical lifetime:</b>	50 000 cycles of operation
<b>Electric strength:</b>	2000 VAC, 50 Hz, 1 minute, as per IEC 60512-2-11 between all terminals and earth

### MECHANICAL CHARACTERISTICS

<b>Terminal:</b>	Plug-in terminal, 6.3 x 0.8 mm
------------------	--------------------------------

<b>Contact material:</b>	Silver
<b>Switching action:</b>	Rest (a) - Maintained
<b>Switching system:</b>	Snap-action switching element
<b>Switching system:</b>	Self-cleaning, double-break snap action switching system (contact opening width 2 mm x 1.5 mm). Max. 2 normally closed or 2 normally open contacts, or one of each
<b>Switching positions:</b>	2 positions
<b>Switching angle:</b>	90° right
<b>Mechanical lifetime:</b>	40 000 cycles of operation
<b>Operating force:</b>	4.4 N ±1 N (1 switching element), 7.8 N ±1 N (2 switching element)
<b>Operating Travel:</b>	5.5 mm ± 0.5 mm
<b>Travel:</b>	> 3 mm
<b>Weight:</b>	0.046 kg

#### **AMBIENT CONDITION**

<b>IP Protection:</b>	IP20 rear side, IP65 front side, according to IEC 60529
<b>Operating temperature:</b>	- 25 °C ... + 55 °C
<b>Storage temperature:</b>	- 40 °C ... + 95 °C
<b>Shock resistance:</b>	50 g for 11 ms, according to IEC 60512-4-3
<b>Vibration resistance:</b>	10 g at 10 Hz...2000 Hz, amplitude 0.75 mm (Sinusoidal), according to DIN EN 60512-4-4

#### **CERTIFICATE**

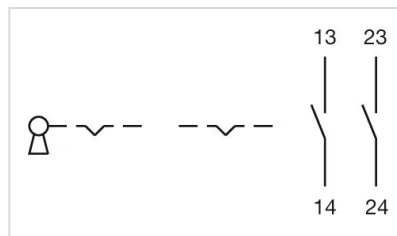
<b>Approbations:</b>	CB (IEC 61058-1), CSA, EAC, ENEC (EN 61058-1), UL
<b>Conformities:</b>	CE, UKCA, 2011 / 65 / EC (RoHS), 2014 / 35 / EU (LVD)
<b>REACH:</b>	REACH compliant
<b>RoHS:</b>	RoHS compliant

#### **OTHER**

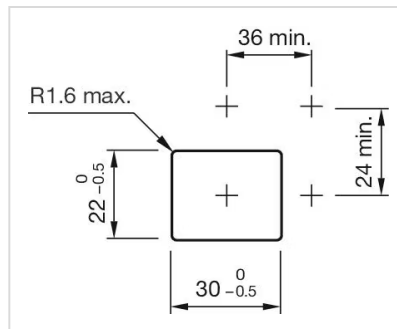
<b>Short Description:</b>	Actuator, 22 mm x 30 mm, 36 mm x 24 mm, Rectangular, Black, Plastic, 2 NO, Rest (a) - Maintained, Plug-in terminal, 6.3 x 0.8 mm
<b>Product attributes:</b>	Standard lock: DOM 311
<b>Hints:</b>	Standard lock: DOM 311
<b>Switching positions:</b>	



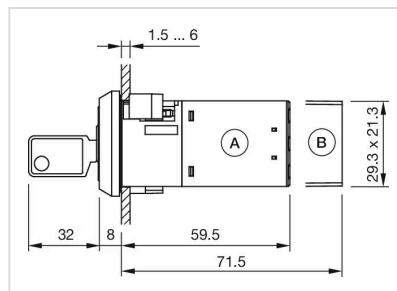
**Wiring diagrams:**



**Mounting cut-outs:**



**Dimension drawings:**



A = Screw terminal  
 B = Plug-in terminal 6.3 mm x 0.8 mm