

Actuator

31-
705.0292

Distribution by
Mouser



<https://mouser.eao.com/component/31-705.0292/...>

Your product:



31-705.0292 Actuator

Loading ...

PRODUCT RANGE

Product Status: Not Recommended for new design

FRONT

Front dimension: 24 mm x 18 mm

Front form: Rectangular

Front bezel colour: Black

Front bezel material: Plastic

MOUNTING

Design: Raised

Mounting cut-out: Ø 16 mm

Mounting type: Panel mounting

OPERATING-/INDICATION PART

Lens illumination: Illuminated

ELECTRICAL CHARACTERISTICS

Switching voltage and switching current:
250 VAC, 5 A (ohmic)
250 VAC, 3 A (Soldering terminal)
250 VAC, 2 A (inductive, $\cos(\phi) = 0.7$)
125 VAC, 3 A (inductive, $\cos(\phi) = 0.7$)
220 VDC, 0.1 A (inductive, L:R = 30 ms)
60 VDC, 0.7 A (inductive, L:R = 30 ms)
24 VDC, 2 A (inductive, L:R = 30 ms)

Contacts: 1 NC / 1 NO

Rated Operational Voltage U_e :

250 VAC/VDC

| | |
|--|--|
| Switching rating: | 250 V @ 5 A |
| Electrical lifetime: | 50 000 cycles of operation |
| Electric strength: | 2500 VAC, 50 Hz, 1 minute, as per IEC 60512-2-11 between all terminals and earth |
| Protection class: | II |
| Standards: | According to EN/IEC 61058-1 |
| Thermal current I_{th}: | 5 A |

MECHANICAL CHARACTERISTICS

| | |
|-----------------------------|--|
| Terminal: | Universal soldering terminal |
| Contact material: | Gold |
| Switching action: | Momentary |
| Switching system: | Snap-action switching element |
| Switching system: | Self-cleaning, double-break snap action switching system (contact opening width 2 mm x 0.5 mm), 1 normally closed and 1 normally open contact per element. |
| Mechanical lifetime: | 2 Mil. cycles of operation |
| Operating force: | 2 N ... 5,5 N, depending on the number of switching elements |
| Operating Travel: | ca. 3 mm |
| Tightening torque: | Fixing nut max. 0.5 Nm |
| Wire cross section: | Max. wire cross-section 1 wire with 1.5 mm Max. wire cross-section of stranded cable 2 of 0.75 mm ² or 1 x 1.0 mm ² |
| Weight: | 0.008 kg |

AMBIENT CONDITION

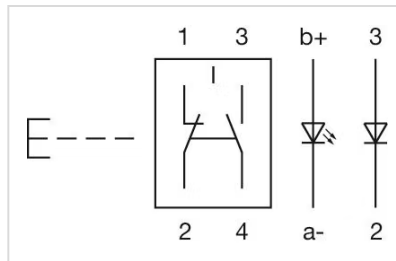
| | |
|-------------------------------|---|
| IP Protection: | IP40 front side, IP67 with front protective cap |
| Operating temperature: | - 25 °C ... + 55 °C, mounted as a block, make sure the heat can escape freely |
| Storage temperature: | - 40 °C ... + 85 °C |
| Shock resistance: | 15 g for 11 ms, as per IEC 60512-4-3, IEC 60068-2-27 (Single impacts, semi-sinusoidal) |
| Vibration resistance: | 10 g at 10 Hz...2000 Hz, amplitude 1.5 mm (Sinusoidal), according to DIN EN 60512-4-4, DIN EN 60068-2-6 |
| Climate resistance: | Standard condition according to IEC 60068-2-3 Changing condition according to IEC 60068-2-14 |

CERTIFICATE

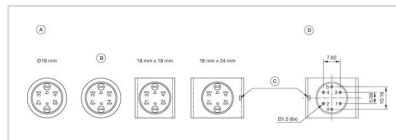
Approbations: CB (IEC 61058-1), CSA, DNV, ENEC (EN 61058-1), UL
Conformities: CE, UKCA, 2011 / 65 / EC (RoHS), 2014 / 35 / EU (LVD)
REACH: REACH compliant
RoHS: RoHS compliant

OTHER

Short Description: Actuator, Ø 16 mm, 24 mm x 18 mm, Illuminated, Rectangular, Black, Plastic, 1 NC / 1 NO, Momentary, Universal soldering terminal
Internal size: 21,5 mm x 15,3 mm
Housing colour: Black
max. number of switching elements: 1
Wiring diagrams:

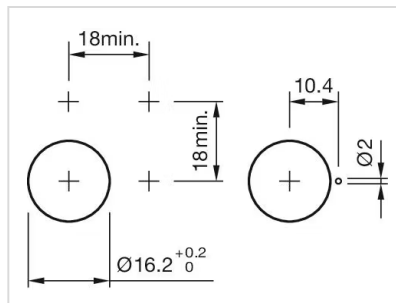


Component layouts:



A = Terminals (rear side)
B = Diode block
C = Anti twist device only 18 mm x 24 mm
D = Drilling plan (component side)

Mounting cut-outs:



Dimension drawings:



- A = Solder terminal
- B = Plug-in terminal 2.8 mm x 0.5 mm
- C = Universal terminal 2.0 mm x 0.5 mm
- D = Universal-Solder terminal