

# Actuator

61-  
2205.0/D

Distribution by  
Mouser



<https://mouser.eao.com/component/61-2205.0/D/...>

Your product:

---



## 61-2205.0/D Actuator

### MOUNTING

**Mounting type:** Panel mounting

### ELECTRICAL CHARACTERISTICS

**Electrostatic discharge (ESD):** 11 kV

### MECHANICAL CHARACTERISTICS

**Switching action:** Rest (a) - Maintained (a)

**Switching positions:** 2 positions

**Switching angle:** 90° right

**Mechanical lifetime:** According to DIN/IEC 60512-5-6 and EN/IEC 60947-5-1, 50 000 cycles of operation

**Operating force:** 0.025...0.1 Nm snap-action switching element, 0.4 ... 0.16 Nm slow-make switching element

**Operating Travel:** ca. 90°

**Tightening torque:** Max. 0.5 Nm

**Weight:** 0.065 kg

### AMBIENT CONDITION

**IP Protection:** IP40 rear side, according to EN IEC 60529, IP67 front side, according to EN IEC 60529

**Operating temperature:** – 25 °C ... + 55 °C

**Storage temperature:** – 40 °C ... + 85 °C

### CERTIFICATE

**REACH:** REACH compliant

**RoHS:** RoHS compliant

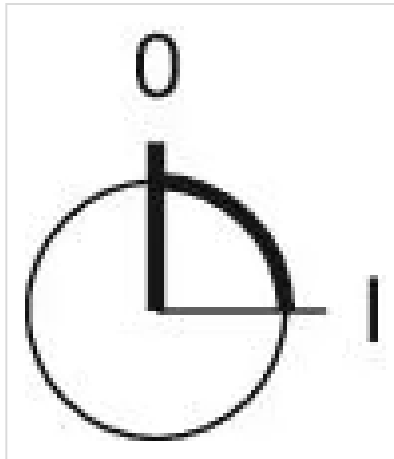
## OTHER

**Short Description:** Actuator, Rest (a) - Maintained (a)

**Housing material:** Plastic, according to UL 94 V0, self-extinguishing

**Product attributes:** Standard lock: DOM 311

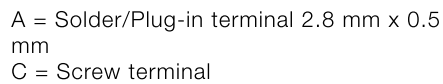
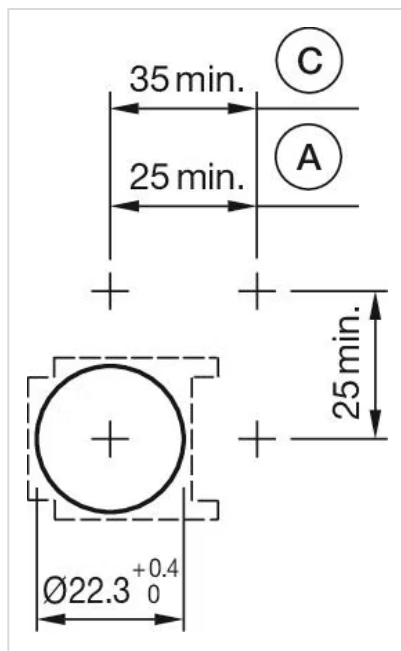
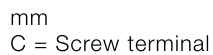
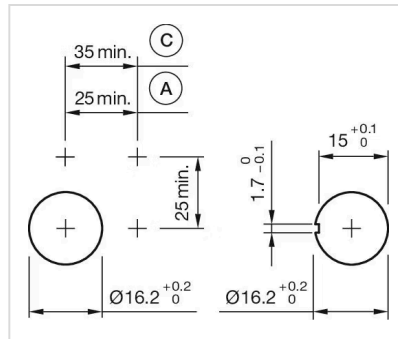
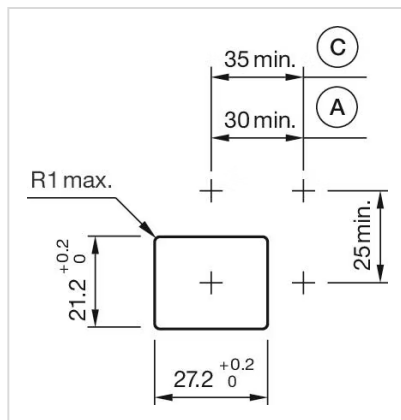
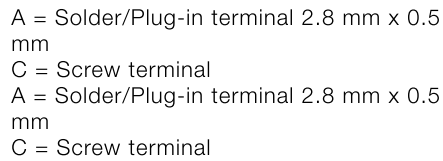
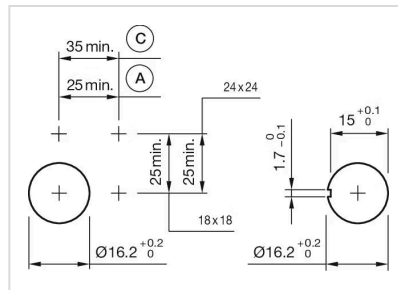
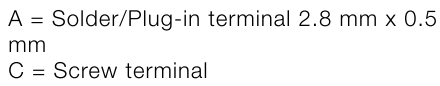
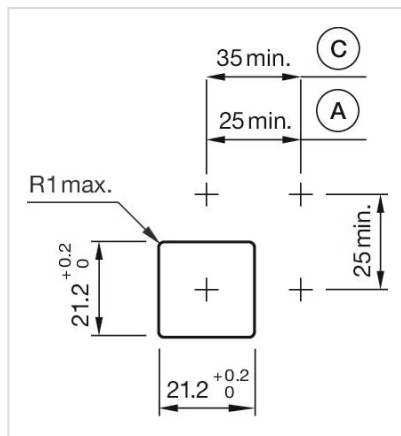
**Switching positions:**



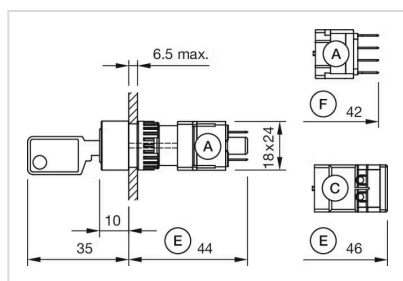
**Wiring diagrams:**



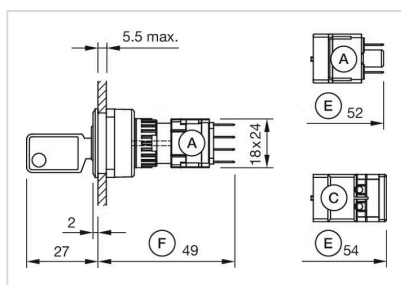
**Mounting cut-outs:**



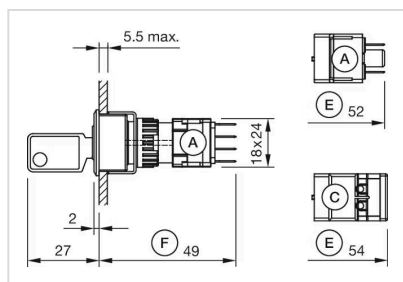
**Dimension drawings:**



A = Plug-in terminal 2.8 mm x 0.5 mm  
 C = Screw terminal  
 E = Slow-make switching element  
 F = Snap-action switching element



A = Plug-in terminal 2.8 mm x 0.5 mm  
 C = Screw terminal  
 E = Slow-make switching element  
 F = Snap-action switching element



A = Plug-in terminal 2.8 mm x 0.5 mm  
 C = Screw terminal  
 E = Slow-make switching element  
 F = Snap-action switching element