


# Actuator

704.062.518

Distribution by  
Mouser



<https://mouser.eao.com/component/704.062.518/...>

Your product:

---



## 704.062.518 Actuator

*Loading ...*

### FRONT

<b>Front dimension:</b>	Ø 35 mm
<b>Front form:</b>	Round
<b>Front bezel colour:</b>	Nature
<b>Front bezel material:</b>	Aluminium

### MOUNTING

<b>Design:</b>	Flush
<b>Mounting cut-out:</b>	Ø 30.5 mm
<b>Mounting type:</b>	Panel mounting

### OPERATING-/INDICATION PART

<b>Lens colour:</b>	Green
<b>Lens material:</b>	Plastic
<b>Lens illumination:</b>	Illuminated
<b>Lens shape:</b>	Flush
<b>Lens optics:</b>	transparent

### ELECTRICAL CHARACTERISTICS

<b>Standards:</b>	The switches comply with the "Standards for low-voltage switching devices" DIN EN 60947-1
-------------------	---

### MECHANICAL CHARACTERISTICS

<b>Switching action:</b>	Maintained
--------------------------	------------

**Mechanical lifetime:** ≤3 Mil. cycles of operation  
**Operating force:** 8 N  
**Operating Travel:** ca. 5.8 mm ± 0.2 mm  
**Weight:** 0.046 kg

### AMBIENT CONDITION

**IP Protection:** IP65 front side  
**Operating temperature:** – 40 °C ... + 55 °C  
**Storage temperature:** – 40 °C ... + 85 °C

### CERTIFICATE

**REACH:** REACH compliant  
**RoHS:** RoHS compliant

### OTHER

**Short Description:** Actuator, Ø 30.5 mm, Ø 35 mm, Flush, Illuminated, Green, Plastic, transparent, Round, Nature, Aluminium, anodised, Maintained

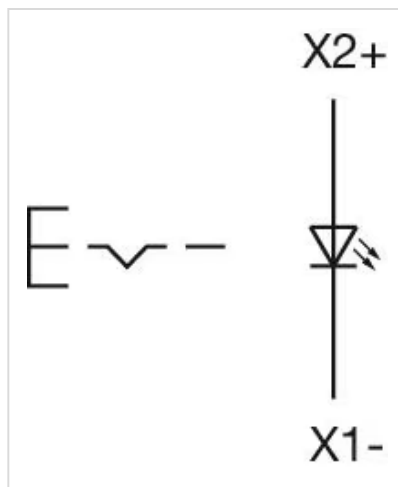
**Housing colour:** Grey

**Housing material:** Plastic

**Hints:** Max. 3 switching elements can be clipped on  
The lamp block will be delivered with screw terminal  
The colour of anodised aluminium parts can vary due to technical production reasons

**max. number of switching elements:** 3

**Wiring diagrams:**

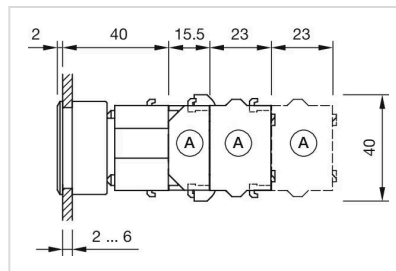


**Mounting cut-outs:**



- A = Screw terminal
- B = Push-in terminal (PIT)
- C = Plug-in terminal 6.3 mm x 0.8 mm
- D = Double plug-in terminal 6.3 mm x 0.8 mm

**Dimension drawings:**



- A = Screw terminal