

# Actuator

704.229.400

Distribution by  
Mouser



<https://mouser.eao.com/component/704.229.400/...>

Your product:

---



## 704.229.400 Actuator

### FRONT

Front dimension:	35 mm x 35 mm
Front form:	Square
Front bezel colour:	Black
Front bezel material:	Plastic

### MOUNTING

Design:	Flush
Mounting cut-out:	30 mm x 30 mm
Mounting type:	Panel mounting

### OPERATING-/INDICATION PART

Lens colour:	Yellow
Lens material:	Plastic
Lens illumination:	Illuminated
Lens shape:	Flush
Lens optics:	transparent

### ELECTRICAL CHARACTERISTICS

Standards:	The switches comply with the "Standards for low-voltage switching devices" DIN EN 60947-1
------------	---

### MECHANICAL CHARACTERISTICS

Switching action:	Momentary
-------------------	-----------

<b>Mechanical lifetime:</b>	≤3 Mil. cycles of operation
<b>Operating force:</b>	6.2 N
<b>Operating Travel:</b>	ca. 5.8 mm ± 0.2 mm
<b>Weight:</b>	0.046 kg

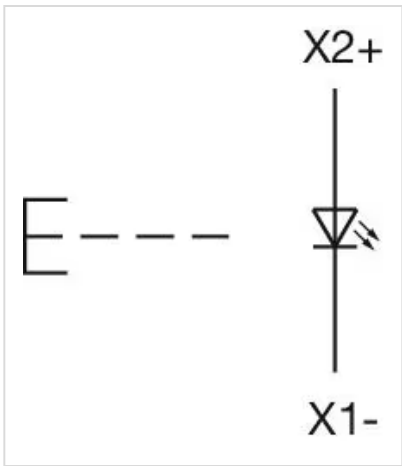
## AMBIENT CONDITION

<b>IP Protection:</b>	IP65 front side
<b>Operating temperature:</b>	– 40 °C ... + 55 °C
<b>Storage temperature:</b>	– 40 °C ... + 85 °C

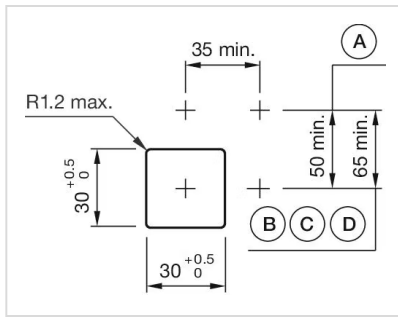
## CERTIFICATE

<b>REACH:</b>	REACH compliant
<b>RoHS:</b>	RoHS compliant

## OTHER

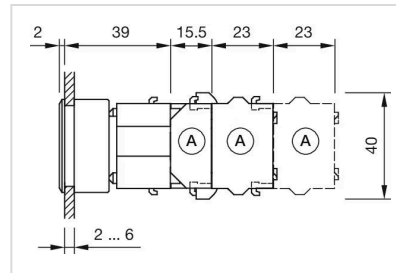
<b>Short Description:</b>	Actuator, 30 mm x 30 mm, 35 mm x 35 mm, Flush, Illuminated, Yellow, Plastic, transparent, Square, Black, Plastic, Momentary
<b>Housing colour:</b>	Black
<b>Housing material:</b>	Plastic
<b>Hints:</b>	Max. 3 switching elements can be clipped on The lamp block will be delivered with screw terminal
<b>max. number of switching elements:</b>	3
<b>Wiring diagrams:</b>	

**Mounting cut-outs:**



A = Screw terminal  
 B = Push-in terminal (PIT)  
 C = Plug-in terminal 6.3 mm x 0.8 mm  
 D = Double plug-in terminal 6.3 mm x 0.8 mm

#### Dimension drawings:



A = Screw terminal