

# Actuator

71-642.0A

Distribution by  
Mouser



<https://mouser.eao.com/component/71-642.0A/en...>

Your product:



## 71-642.0A Actuator

*Loading ...*

### MOUNTING

**Mounting type:** Panel mounting

### OPERATING-/INDICATION PART

**Lever material:** plastic

**Lever shape:** short

### ELECTRICAL CHARACTERISTICS

**Switching voltage and switching current:**

Switch rating AC  $\cos\phi$  0,7 ... 0,8  
gemäss EN IEC 60947-5-1

Voltage	250 VAC
Current	3 A

Switch rating DC  
gemäss EN IEC 60947-5-1

Voltage	24 VDC	250 VDC
Current	3 A	0.5 A

**Surge voltage resistance:**

2500 VAC, 50 Hz, 1 minute, as per DIN / IEC 60512-2 between all terminals and earth

**Recommended minimum operational data:**

Voltage	5 VAC/DC
Current	10 mA

### MECHANICAL CHARACTERISTICS

**Switching action:** Rest - Maintained

**Switching system:** Self-cleaning, double-break snap action switching system, 1 normally closed and 1 normally open contact per element.

**Switching positions:** 2 positions

**Switching angle:** 90° right

**Mechanical lifetime:** 100 000 cycles of operation

**Tightening torque:** Fixing nut max. 0.5 Nm

**Weight:** 0.005 kg

### **AMBIENT CONDITION**

**IP Protection:** IP65 front side

**Operating temperature:** - 25 °C ... + 55 °C

**Storage temperature:** - 40 °C ... + 85 °C

**Shock resistance:** Max. 500 m/s<sup>2</sup>, pulse width, 3-axis (sinusoidal EN IEC 60068-2-27)

**Vibration resistance:** Max. 100 m / s<sup>2</sup> from 10 Hz ... 500 Hz, (sinusoidal EN IEC 60068-2-6)

**Climate resistance:** Damp heat, steady: 56 days, + 40 °C/93 % relative humidity, according to EN IEC 60068-2-78

### **CERTIFICATE**

**Conformities:** CE, UKCA, 2011 / 65 / EC (RoHS), 2014 / 35 / EU (LVD)

**REACH:** REACH compliant

**RoHS:** RoHS compliant

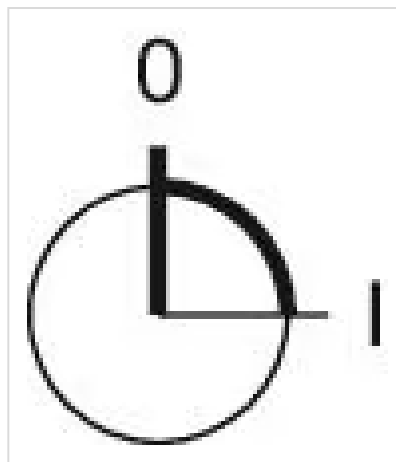
### **OTHER**

**Short Description:** Actuator, optional illuminative, short, Rest - Maintained

**Housing material:** Plastic, according to UL 94 V0

**Hints:** Pitch of the front plate mounting holes must agree with the printed circuit board holes Ø 3.5 mm

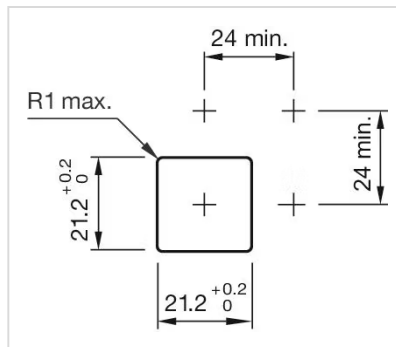
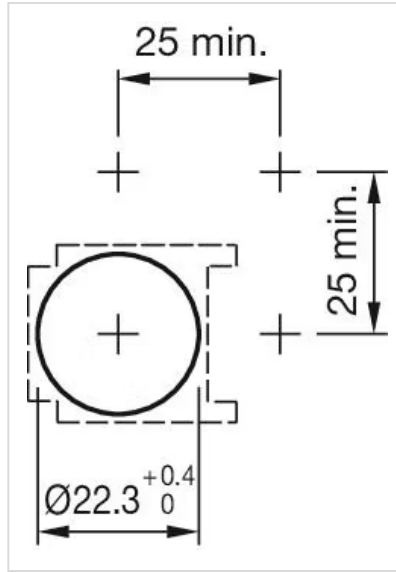
**Switching positions:**



**Wiring diagrams:**



**Mounting cut-outs:**



**Dimension drawings:**

