

Illuminated push button Ø
19 mm silver contact

Distribution by
Mouser



82-5151.1133



<https://mouser.eao.com/component/82-5151.1133...>

Your product:



82-5151.1133

Illuminated push button Ø 19 mm silver contact

Loading . . .

FRONT

| | |
|------------------------------|-----------------|
| Front dimension: | Ø 22 mm |
| Front form: | Round |
| Front bezel material: | Stainless steel |
| Front bezel shape: | Flush |

MOUNTING

| | |
|--------------------------|----------------|
| Mounting cut-out: | Ø 19 mm |
| Mounting type: | Panel mounting |

OPERATING-/INDICATION PART

| | |
|-------------------------------|-----------------|
| Lens colour: | Silver |
| Lens material: | Stainless steel |
| Lens illumination: | Illuminated |
| Lens shape: | Flush |
| Lens optics: | opaque |
| Illumination colour: | Green |
| Shape of illumination: | Ring |

ELECTRICAL CHARACTERISTICS

Switching voltage and switching current:

according to IEC 60947-5-1 (Silver contacts)

Service categorie AC-15

Voltage

24 VAC

35 VAC

110 VAC

220 VAC

Switch rating DC service categorie DC-13 (Silver contacts)

Voltage

24 VDC

35 VDC

110 VDC

220 VDC

Current

1 A

1 A (M12 version)

1 A

0.5 A

Current

0.7 A

0.5 A (M12 version)

0.2 A

0.1 A

according to UL 508 (Silver contacts)

$\cos\phi$ 0,75 ... 0,8

Voltage

120 VAC

240 VAC

24 VAC

Current

5 A

3 A

1 A

| | |
|--|--|
| Contacts: | 1 C |
| Operating voltage: | 12 V AC/DC |
| Operation current: | 7 mA |
| Rated Operational Voltage Ue: | 250 VAC |
| Rated insulation voltage Ui: | 250 V |
| Short circuit protective device: | fuse / 500 V / 5 A / gG |
| Rated short-circuit current caused: | AC: 1 kA DC: 1 kA |
| Switching rating: | 240 V @ 3 A |
| Electrical lifetime: | 50 000 cycles of operation |
| Electric strength: | 1500 VAC, 50 Hz 1 minute between life terminals and ground |
| Pollution degree: | 2, according to EN IEC 60947-1 |
| Thermal current Ith: | 5 A |

MECHANICAL CHARACTERISTICS

| | |
|-----------------------------|----------------------------------|
| Terminal: | Soldering terminal, 2.8 x 0.5 mm |
| Contact material: | Silver |
| Switching action: | Momentary |
| Switching system: | Snap-action switching element |
| Mechanical lifetime: | 1 Mil. cycles of operation |
| Operating force: | 4 N ... 7 N |
| Operating Travel: | ca. 3 mm |

Tightening torque: 0.5 ... 0.6 Nm

Weight: 0.018 kg

AMBIENT CONDITION

IP front protection: IP65, IP67

Operating temperature: - 30 °C ... + 70 °C

Storage temperature: - 40 °C ... + 80 °C

Shock resistance: Max. 500 m / s² as per IEC 60068-2-27

Vibration resistance: 10 ... 500 Hz, amplitude 1.5 mm p-p according to IEC 60068-2-6

Climate resistance: Damp heat, 21 days according to IEC 60512-11

CERTIFICATE

Approbations: CB, CCC, C UL, UL

Conformities: CE, 2011 / 65 / EC (RoHS), 2014 / 35 / EU (LVD)

REACH: REACH compliant

RoHS: RoHS compliant

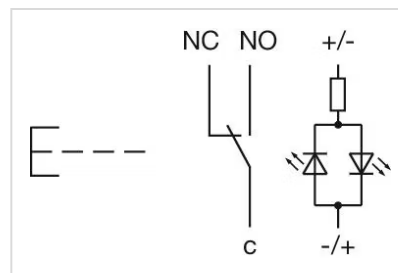
OTHER

Short Description: Illuminated push button Ø 19 mm silver contact, Momentary, 240 V @ 3 A, 12 V AC/DC, 1 C, Soldering terminal, 2.8 x 0.5 mm, Round, Stainless steel, Green, Silver

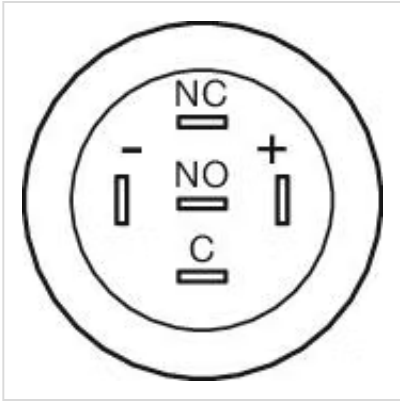
Kind of illumination: Single-LED

Housing size: 19 mm

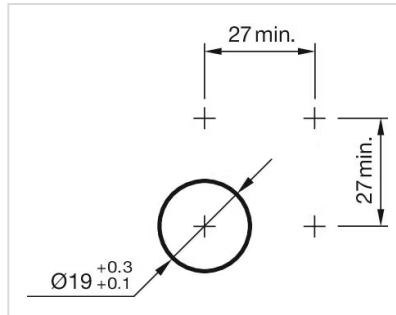
Wiring diagrams:



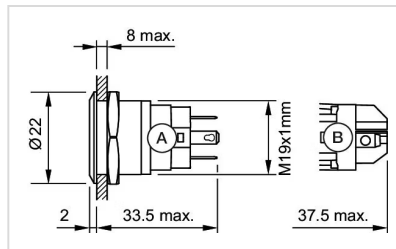
Component layouts:



Mounting cut-outs:



Dimension drawings:



A = Solder terminal
 B = Screw terminal