

## Indicator 19 mm

82-5551.0114

Distribution by  
Mouser



<https://mouser.eao.com/p/82-5551.0114>

Your product:

---



## 82-5551.0114 Indicator 19 mm

### FRONT

Front dimension:	Ø 22 mm
Front form:	Round
Front bezel material:	Aluminium
Front bezel shape:	Flush

### MOUNTING

Mounting cut-out:	Ø 19 mm
Mounting type:	Panel mounting

### OPERATING-/INDICATION PART

Lens colour:	Nature
Lens material:	Aluminium
Lens illumination:	Illuminated
Lens shape:	Flush
Lens optics:	opaque
Illumination colour:	Red
Shape of illumination:	Ring

### ELECTRICAL CHARACTERISTICS

Operating voltage:	24 V AC/DC
Operation current:	7 mA
Rated Operational Voltage Ue:	250 VAC

<b>Rated insulation voltage Ui:</b>	250 V
<b>Switching rating:</b>	
<b>Electrical lifetime:</b>	50 000 cycles of operation
<b>Electric strength:</b>	1500 VAC, 50 Hz 1 minute between life terminals and ground
<b>Pollution degree:</b>	2, according to EN IEC 60947-1
<b>Thermal current Ith:</b>	5 A

#### MECHANICAL CHARACTERISTIC

<b>Terminal:</b>	Soldering terminal, 2.8 x 0.5 mm
<b>Tightening torque:</b>	0.5 ... 0.6 Nm
<b>Weight:</b>	0.018 kg

#### AMBIENT CONDITION

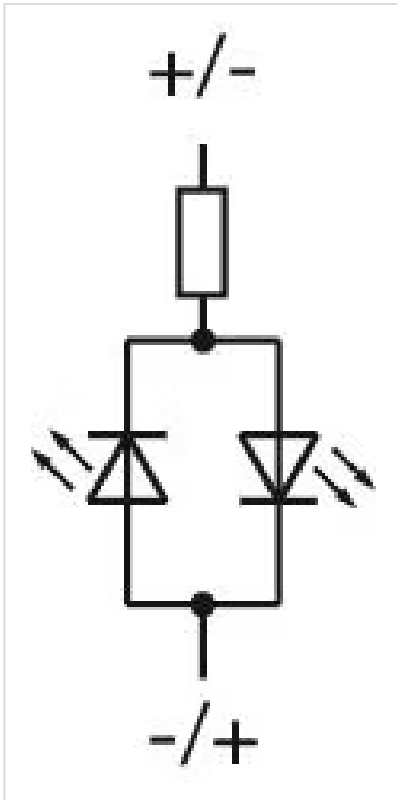
<b>IP front protection:</b>	IP65, IP67
<b>Operating temperature:</b>	– 30 °C ... + 70 °C
<b>Storage temperature:</b>	– 40 °C ... + 80 °C
<b>Shock resistance:</b>	Max. 500 m / s <sup>2</sup> as per IEC 60068-2-27
<b>Vibration resistance:</b>	10 ... 500 Hz, amplitude 1.5 mm p-p according to IEC 60068-2-6
<b>Climate resistance:</b>	Damp heat, 21 days according to IEC 60512-11

#### CERTIFICATE

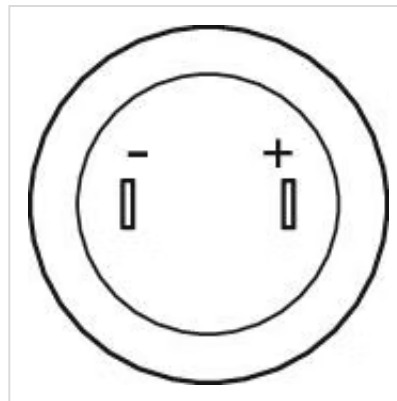
<b>Approbations:</b>	CB, CCC, C UL, UL
<b>Conformities:</b>	CE, 2011 / 65 / EC (RoHS), 2014 / 35 / EU (LVD)
<b>REACH:</b>	REACH compliant
<b>RoHS:</b>	RoHS compliant

#### OTHER

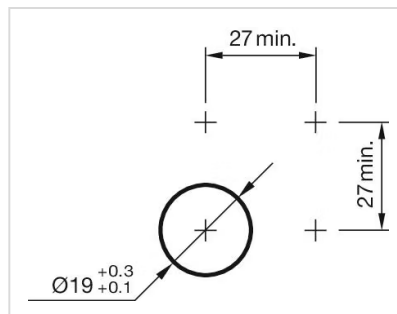
<b>Short Description:</b>	Indicator 19 mm, , 24 V AC/DC, Soldering terminal, 2.8 x 0.5 mm, Round, Aluminium, Red, Nature
<b>Kind of illumination:</b>	Single-LED
<b>Wiring diagrams:</b>	



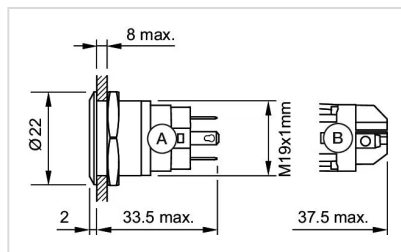
**Component layouts:**



**Mounting cut-outs:**



**Dimension drawings:**



A = Solder terminal  
B = Screw terminal