

Illuminated pushbutton, connector M12, Ø 22 mm, stainless steel 316L, cable 200 mm, 90°

Distribution by
Mouser



82-665G.1000



<https://mouser.eao.com/p/82-665G.1000>

Your product:



82-665G.1000

Illuminated pushbutton, connector M12,
Ø 22 mm, stainless steel 316L, cable
200 mm, 90°

FRONT

Front dimension:	Ø 25 mm
Front form:	Round
Front bezel material:	Stainless steel 316L
Front bezel shape:	Flush

MOUNTING

Mounting cut-out:	Ø 22 mm
Mounting type:	Panel mounting

OPERATING-/INDICATION PART

Lens colour:	Silver
Lens material:	Stainless steel 316L
Lens illumination:	Non illuminated
Lens shape:	Flush
Lens optics:	opaque

ELECTRICAL CHARACTERISTICS

Rated Operational Voltage U _e :	250 VAC
Rated insulation voltage U _i :	250 V
Switching rating:	35 V AC/DC @ 0,6 A
Electrical lifetime:	50 000 cycles of operation
Electric strength:	1500 VAC, 50 Hz 1 minute between life terminals and ground

Pollution degree:	2, according to EN IEC 60947-1
Thermal current I_{th}:	5 A

MECHANICAL CHARACTERISTIC

Terminal:	Cable 200 mm, 90°, Connector M12
Switching action:	Momentary
Switching system:	Snap-action switching element
Mechanical lifetime:	1 Mil. cycles of operation
Operating force:	4 N ... 7 N
Operating Travel:	ca. 3 mm
Tightening torque:	0.5 ... 0.6 Nm
Weight:	0.046 kg

AMBIENT CONDITION

IP front protection:	IP65, IP67
Operating temperature:	– 30 °C ... + 70 °C
Storage temperature:	– 40 °C ... + 80 °C
Shock resistance:	Max. 500 m / s ² as per IEC 60068-2-27
Vibration resistance:	10 ... 500 Hz, amplitude 1.5 mm p-p according to IEC 60068-2-6
Climate resistance:	Damp heat, 21 days according to IEC 60512-11

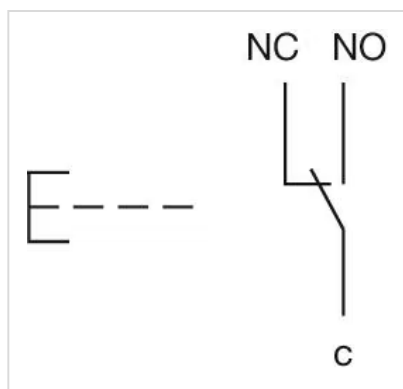
CERTIFICATE

Conformities:	CE, 2011 / 65 / EC (RoHS), 2014 / 35 / EU (LVD)
REACH:	REACH compliant
RoHS:	RoHS compliant

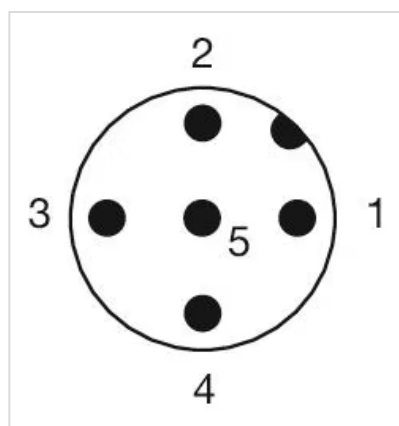
OTHER

Short Description:	Illuminated pushbutton, connector M12, Ø 22 mm, stainless steel 316L, cable 200 mm, 90°, Momentary, 35 V AC/DC @ 0,6 A, Cable 200 mm, 90°, Connector M12, Round, Stainless steel 316L, Silver
---------------------------	---

Wiring diagrams:

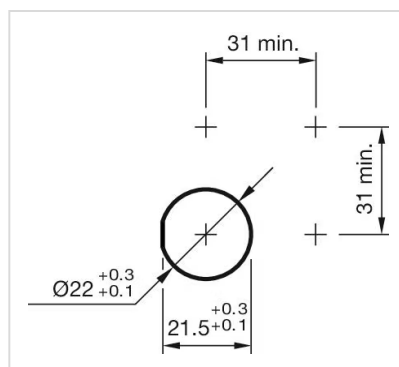


Component layouts:



1 = NC
 2 = LED+
 3 = Common
 4 = LED-
 5 = NO
 A-Coded

Mounting cut-outs:



Dimension drawings:

