

# Emergency stop switch

84-5320.0040

Distribution by  
Mouser



<https://mouser.eao.com/p/84-5320.0040>

Your product:

---



## 84-5320.0040

### Emergency stop switch

#### FRONT

**Front dimension:** Ø 32 mm

**Front form:** Round

#### MOUNTING

**Mounting cut-out:** Ø 22.3 mm

**Mounting type:** Panel mounting

#### OPERATING-/INDICATION PART

**Lens colour:** Red-white

**Lens material:** Plastic, according to UL 94 V0

**Lens illumination:** Non illuminated

**Lens shape:** Mushroom-head

**Lens optics:** opaque

**Lens:** round

**Switching position ring:** Green

#### ELECTRICAL CHARACTERISTICS

**Switching voltage and switching current:**

Switch rating AC with silver contact (gold plated)		
Service category AC-15 as per EN IEC 60947-5-1		
Voltage	120 VAC	240 VAC
Current	3 A	1,5 A
Switch rating AC with silver contact (gold plated)		
Service category DC-13 as per EN IEC 60947-5-1		
NO contacts	NC contacts	NO/NC contacts
(48 VA)	(60 VA)	
12 VDC/2.0 A	12 VDC/2.5 A	125 VDC/0.22 A
24 VDC/2.0 A	24 VDC/2.5 A	250 VDC/0.11 A
48 VDC/1.0 A	48 VDC/1.25 A	
60 VDC/0.8 A	60 VDC/1.0 A	

<b>Contacts:</b>	1 NC	
<b>Rated Operational Voltage Ue:</b>	250 VAC/DC according to EN IEC 60947-1	
<b>Rated impulse withstand voltage Uimp:</b>	4 kV, according to EN IEC 60947-1	
<b>Rated insulation voltage Ui:</b>	250 V according to EN / IEC 60947-1	
<b>Rated short-circuit current caused:</b>	1 000 A, type of short-circuit device 6 A gG (EN 60947-5-1)	
<b>Recommended minimum operational data:</b>	Silver contacts (gold plated)	
	Voltage	1 VAC/DC
	Current	1 mA
<b>Switching rating:</b>	250 V AC @ 1,5 A	
<b>Electrical lifetime:</b>	50 000 cycles of operation	
<b>Electric strength:</b>	500 VAC, 50 Hz, 1 minute according to DIN IEC 60512-2	
<b>Overvoltage category:</b>	III, according to EN / IEC 61058-1	
<b>Pollution degree:</b>	3, according to EN IEC 60947-1	
<b>Protection class:</b>	II, according to EN / IEC 60947-5	
<b>Standards:</b>	According to EN 60947-5-1, EN 60947-5-5, DIN EN ISO 13850, EN IEC 60204	
<b>Thermal current Ith:</b>	5 A	

## MECHANICAL CHARACTERISTICS

<b>Terminal:</b>	Flat ribbon cable 300 mm
<b>Contact material:</b>	Gold
<b>Switching action:</b>	Maintained
<b>Switching system:</b>	Slow-make switching element
<b>Release type:</b>	Twist to unlock
<b>Mechanical lifetime:</b>	250 000 cycles of operation
<b>Operating force:</b>	20 N ±4 N
<b>Operating Travel:</b>	ca. 4 mm

**Tightening torque:** Fixing nut 0.8 Nm

**Weight:** 0.036 kg

## AMBIENT CONDITION

**IP front protection:** IP65, IP66, IP67, according to DIN EN 60529

**IP Protection:** IP20 rear side

**IK Protection:** IK07 as per IEC 62262

**Operating temperature:** – 25 °C ... + 70 °C

**Storage temperature:** – 25 °C ... + 85 °C

**Shock resistance:** Max. 150 m / s<sup>2</sup>, pulse width 11 ms, 3-axis, (semi-sinusoidal as per EN IEC 60068-2-27)

**Vibration resistance:** Max. 50 m / s<sup>2</sup> from 10 Hz ... 500 Hz, 10 cycles, 3-axis (sinusoidal EN IEC 60068-2-6)

**Climate resistance:** Damp heat, cyclic: 96 hours, + 25 °C/97 %, + 55 °C/93 % relative humidity, as per EN IEC 60068-2-30  
Damp heat, steady: 56 days, + 40 °C/93 % relative humidity, according to EN IEC 60068-2-78  
Saline mist: 96 hours, + 35 °C in chemical solution NaCl, as per EN IEC 60068-2-11  
Dry heat: 96 hours, + 70 °C, as per EN IEC 60068-2-2  
Low temperature: 96 hours, – 40 °C (as per EN IEC 60068-2-1)

## CERTIFICATE

**Approbations:** CCC, UL

**Conformities:** CE, UKCA, 2006 / 42 / EC (MD), 2011 / 65 / EC (RoHS)

**REACH:** REACH compliant

**RoHS:** RoHS compliant

## OTHER

**Short Description:** Emergency stop switch, Ø 22.3 mm, Ø 32 mm, Mushroom-head, Non illuminated, Red-white, Plastic, according to UL 94 V0, opaque, Round, 1 NC, Maintained, Flat ribbon cable 300 mm, IP65, IP66, IP67, according to DIN EN 60529, Twist to unlock

**Material:** Plastic, according to UL 94 V0

**Housing colour:** Yellow

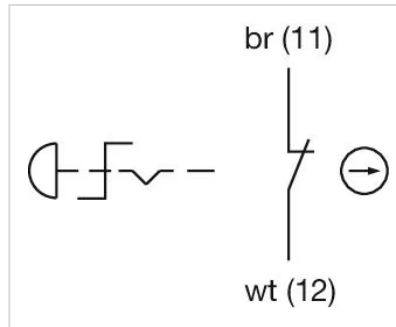
**Housing material:** Plastic, according to UL 94 V0

**Hints:** Twist to unlock clockwise  
Foolproof according to EN IEC 60947-5-5  
Standard version: Flat ribbon-cable length 300 mm or plug-in terminal 2.8 mm x 0.5 mm

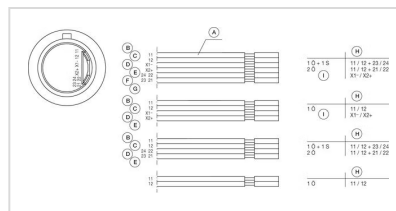
### Description component:

The double-break switching system can be supplied for the following switching functions: 1 Normally closed, 2 Normally closed, 1 Normally closed + 1 Normally open. The Normally closed contacts have forced opening according to EN 60947-5-5

### Wiring diagrams:

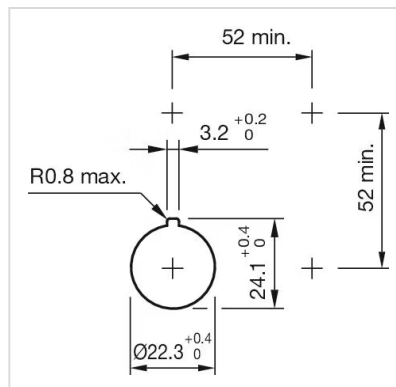


### Component layouts:



A = Cable  
B = white  
C = brown  
D = green  
E = yellow  
F = grey  
G = pink  
H = Terminals  
I = Illumination

### Mounting cut-outs:



### Dimension drawings:

